


# LET'S START



# CONCERT ZITHER

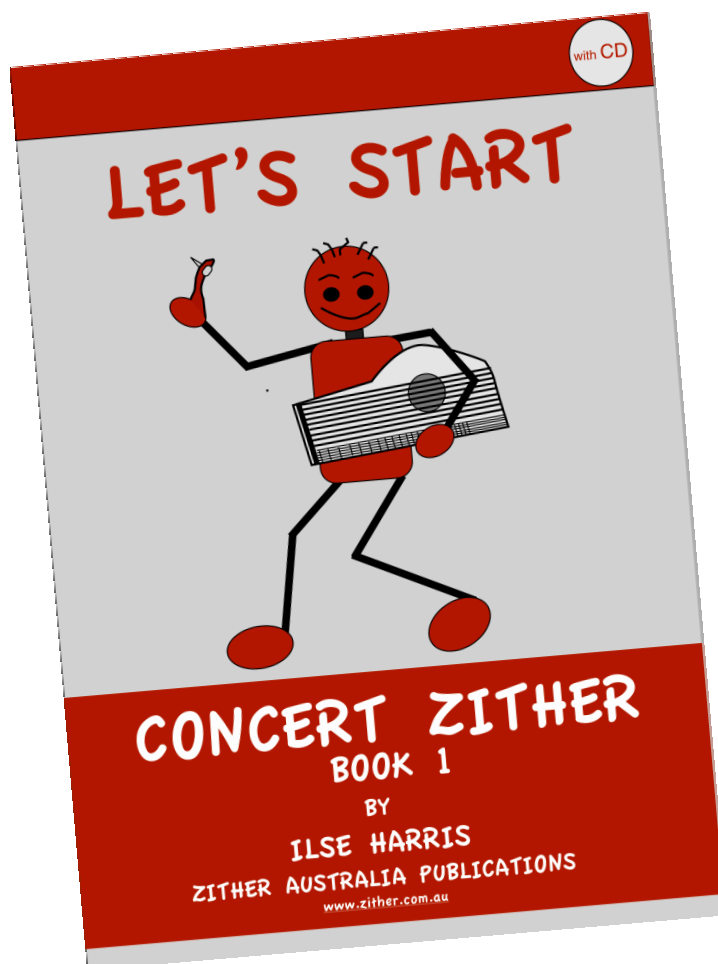
BOOK 1

BY

ILSE HARRIS

ZITHER AUSTRALIA PUBLICATIONS

[www.zither.com.au](http://www.zither.com.au)



This book is written for people who would love to learn to play the zither but live in places where there are no zither teachers, or people who don't speak German to use the existing zither tutors.

I play the zither as a hobby, but this book is based on my long teaching experience as a Clarinet and Saxophone teacher here in Australia.

In this book I have kept theory to a minimum. A guitar or piano teacher would be able to help learners who have no previous musical knowledge.

There is of course no substitute for having face to face lessons from a qualified zither teacher.

If that is not possible, I hope this book will allow you to start and enjoy your zither today.

More Help can be found on my Youtube "zithergirl".

"How to tune the concert zither"

"How to replace a string"

"First lesson on the concert zither"

And remember you will have to practice almost every day for thirty minutes or more.

It's the only way to learn to play this beautiful instrument.

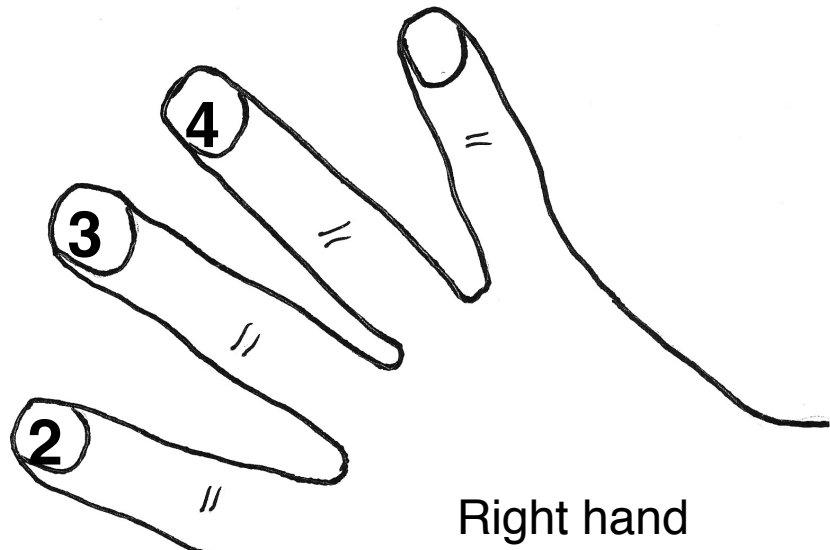
Page		CD tracks
1	Introduction	
2	Index	
3	Zither Fingers	
4	Body Position	
5	Hand Positions	
6	Music Notation	
7	First Sound Experiments	
8	The C String - open C	1 - 5
9	The C String - the note D	6 - 11
10	The C String - the note E	12 - 15
	MARY HAD A LITTLE LAMB	16
11	The C String - the notes F & G	17 - 20
	GO TELL AUNT RHODY	21
12	The open accompaniment strings	22 - 27
13	The G String	28 - 30
14	LIGHTLY ROW	31
	CUCKOO WALTZ	32
15	The D String	33 - 38
16	MARY HAD ANOTHER LAMB	39
	IN THE SILVER MOONLIGHT	40
17	OLD MACONALD HAD A FARM	41
	MICHAEL ROW THE BOAT ASHORE	42
18	Creating Chords on open strings	43 - 46
19	A LITTLE WALTZ	47
	CAMPTOWN RACES	48
20	The A String	49 - 55
21	Congratulations - SCALES	56 - 60
22	DOWN IN THE VALLEY twice	61 - 62
23	DOWN IN THE VALLEY again	63
	TWINKLE, TWINKLE LITTLE STAR	64
24	THE GRAND OLD DUKE OF YORK	65
25	Dolce Playing: DIE HEIMAT	66
26	OH WHEN THE SAINTS	67
27	IN THE SILVER MOONLIGHT	68
	SLOW CHRISTMAS JODLER	69
28	A TISKET, A TASKET	70
	THE BANKS OF THE OHIO	71
29	6/8 time SILENT NIGHT	72 - 73
30	CARNIVAL OF VENICE	74
31	Chord Charts - open strings	
32	Chord Charts - Fretboard	
33	Chord Charts Fretboard	
34	HUSH LITTLE BABY	75 - 77
36	Amazing Grace	78

# ZITHER FINGERS

3

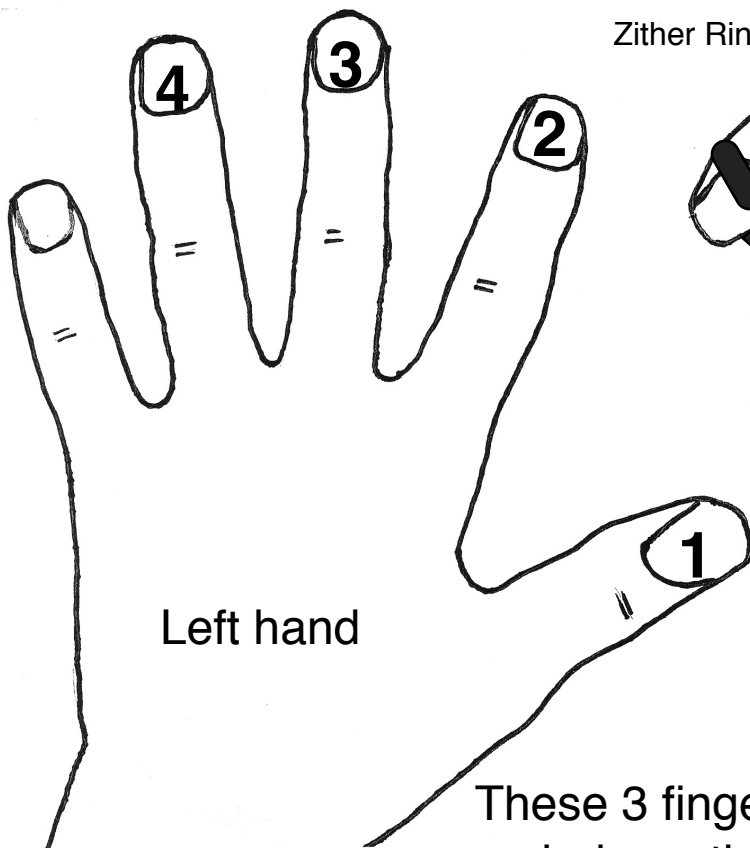
How they are numbered

These 3 fingers play accompaniment on the open strings



Right hand

Zither Ring



Left hand

The thumb is the first finger on each hand

These 3 fingers and both thumbs play the melody on the fretboard strings